



# The United Nations Financial Situation

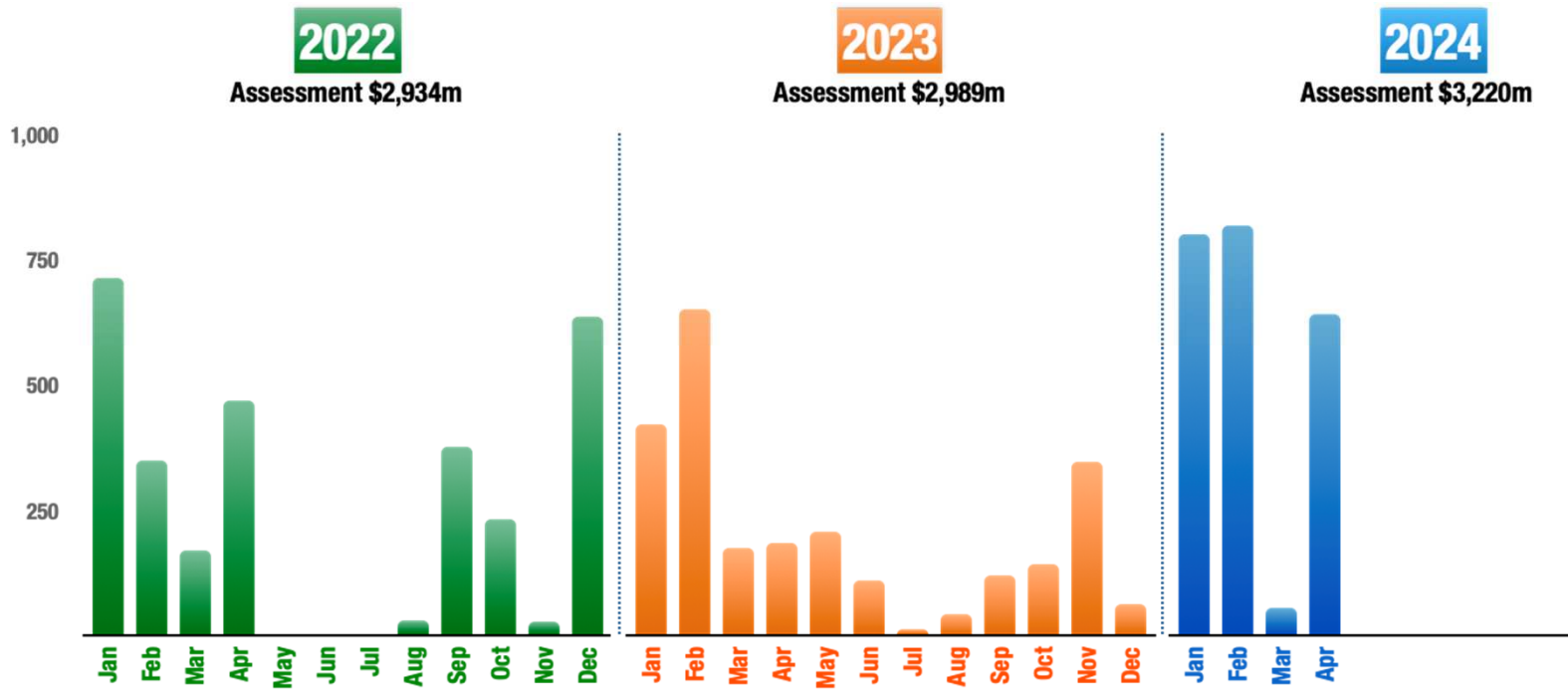
Catherine Pollard  
Under-Secretary-General  
Management Strategy, Policy and Compliance  
United Nations

10 May 2024

# Chart 1 - Regular Budget Collection Trend

(US\$ millions)

Monthly collections fluctuate a lot, large amounts are still uncertain and received at the end of the year. By April 2024, we had collected 71.8%, the highest since 2021.



United Nations  
Financial Situation

■ Regular budget  
■ Peacekeeping  
■ Tribunals

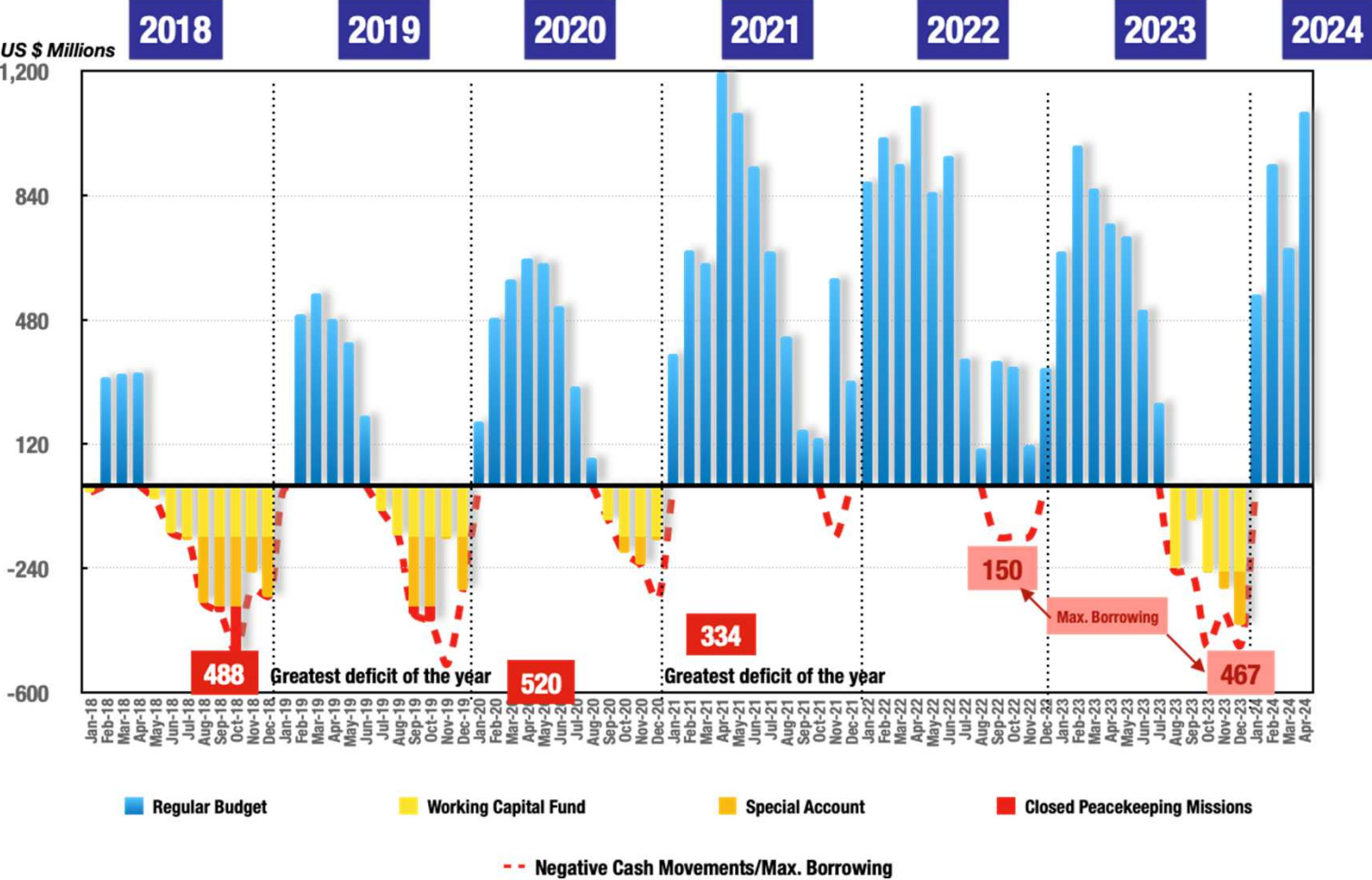
# Chart 2 - Regular Budget Cash Balance Trend

(US\$ millions)



United Nations  
Financial Situation

The deterioration of liquidity in 2023 is visible below. Active liquidity management cannot fully overcome large arrears and fluctuating collections.



■ Regular budget  
■ Peacekeeping  
■ Tribunals

# Chart 3 - Regular Budget Cash Position

(US\$ millions)

*Regular budget cash position at the end of 2023 decreased significantly compared to 2022. For the first time since 2020, we ended the year having to borrow heavily from our reserves*



United Nations  
Financial Situation

■ Regular budget  
Peacekeeping  
Tribunals

	31-Dec-22	31-Dec-23	30-Apr-23	30-Apr-24
Regular Budget	341	62	762	1,088
Working Capital Fund	150	-	250	250
Special Account	209	5	211	222
Combined General Fund	700	67	1,223	1,560

# Chart 4 - Regular Budget Assessment Status

(US\$ millions)

*Unpaid assessments at the end of 2023 increased significantly compared to end of 2022. The situation at the end of April 2024 is slightly better than April 2023. But the final outcome for 2024 will depend on collections in the fourth quarter.*



United Nations  
Financial Situation

■ Regular budget  
Peacekeeping  
Tribunals

	31-Dec-22	31-Dec-23	30-Apr-23	30-Apr-24
Prior year's balance*	434	330	330	859**
Assessments	2,934	2,989	2,989	3,220
Payments received	3,039	2,460	1,486	2,373
Unpaid assessments	330	859	1,834	1,706

*\*As at 1 January*

*\*\* As at 30 April, the arrears stand at \$314 million*

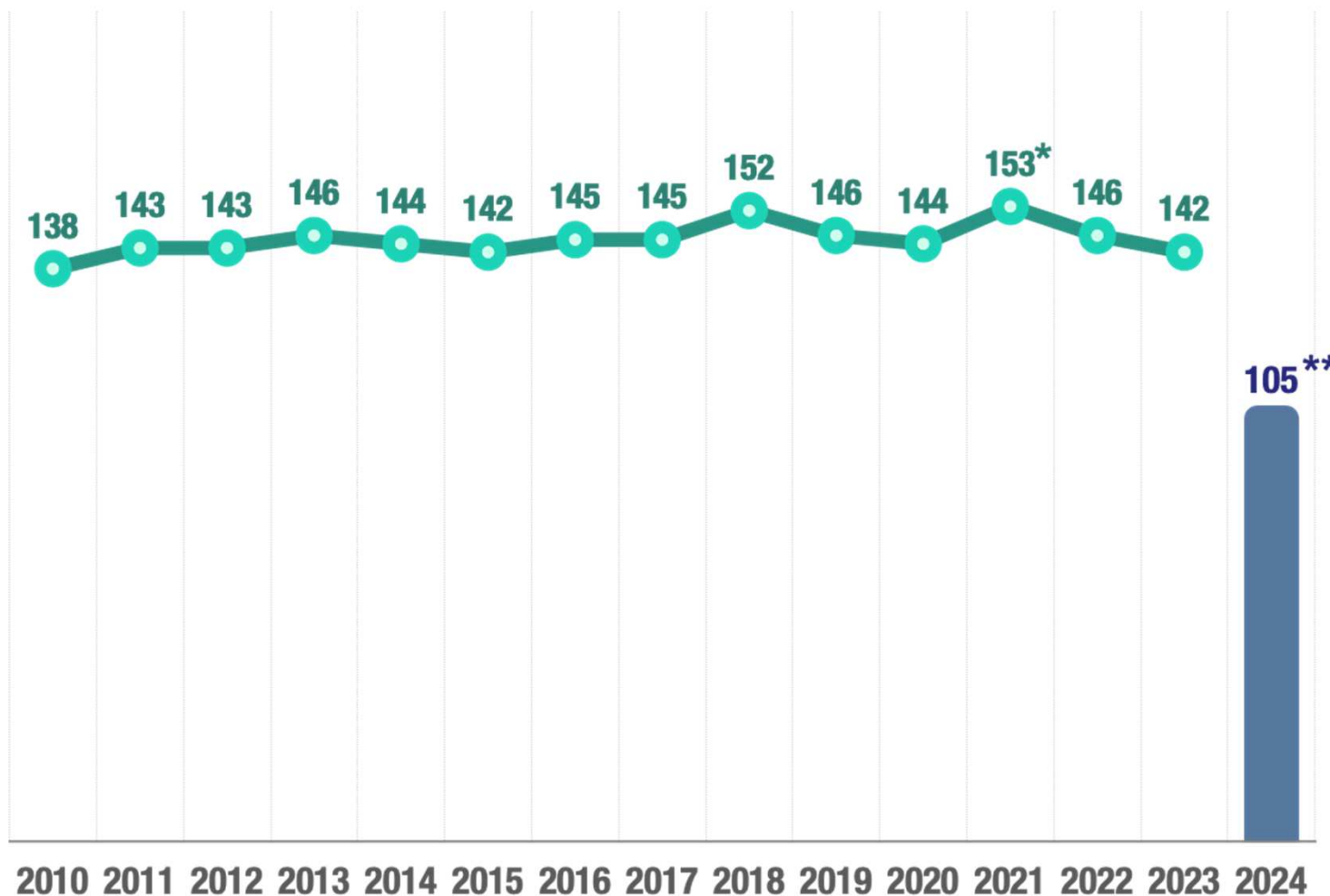
# Chart 5 - Regular Budget Assessments

Number of Member States paying in full at Year-End is declining, but more Member States have paid in full by April this year than in the last 20 years



The United Nations  
Financial Situation

■ Regular budget  
Peacekeeping  
Tribunals



\*Record number

\*\* At 30 April 2024, compared to 97 Member States at 30 April 2023

# Chart 6 - Regular Budget Assessments

Fully paid at 31 December 2023: 142 Member States\*

Albania	Cyprus	Ireland	Namibia	Slovakia
Algeria	Czech Republic	Italy	Nauru	Slovenia
Andorra	Democratic People's Republic of Korea	Jamaica	Nepal	South Africa
Armenia	Denmark	Japan	Netherlands	Spain
Australia	Dominican Republic	Jordan	New Zealand	Sri Lanka
Austria	Egypt	Kazakhstan	Nicaragua	Sweden
Azerbaijan	El Salvador	Kiribati	North Macedonia	Switzerland
Bahrain	Eritrea	Kuwait	Norway	Tajikistan
Bangladesh	Estonia	Kyrgyzstan	Oman	Thailand
Barbados	Eswatini	Lao People's Democratic Republic	Palau	Timor-Leste
Belgium	Ethiopia	Latvia	Paraguay	Tonga
Benin	Fiji	Lebanon	Peru	Trinidad and Tobago
Bhutan	Finland	Libya	Philippines	Tunisia
Bolivia (Plurinational State of)	France	Liechtenstein	Poland	Türkiye
Bosnia and Herzegovina	Gabon	Lithuania	Portugal	Turkmenistan
Botswana	Georgia	Luxembourg	Qatar	Tuvalu
Brazil	Germany	Malawi	Republic of Korea	Uganda
Brunei Darussalam	Greece	Malaysia	Republic of Moldova	Ukraine
Bulgaria	Grenada	Maldives	Romania	United Arab Emirates
Burundi	Guatemala	Malta	Russian Federation	United Kingdom of Great Britain and Northern Ireland
Cambodia	Guinea	Mauritania	Rwanda	Uruguay
Canada	Guyana	Mauritius	Saint Lucia	Uzbekistan
Chad	Haiti	Micronesia (Federated States of)	Samoa	Vanuatu
Chile	Honduras	Monaco	San Marino	Viet Nam
China	Hungary	Mongolia	Saudi Arabia	Zambia
Colombia	Iceland	Montenegro	Senegal	Zimbabwe
Costa Rica	India	Morocco	Serbia	
Croatia	Indonesia	Mozambique	Seychelles	
Cuba	Iraq		Sierra Leone	
			Singapore	

\* compared to 146 Member States at 31 December 2022



United Nations  
Financial Situation

■ Regular budget  
Peacekeeping  
Tribunals

# Chart 7 - Regular Budget Honour Roll

Fully paid within the 30-day period specified in Financial Regulation 3.5 (by 8 February 2024): 51 Member States\*

Algeria	Finland	Nepal
Armenia	Gambia	Netherlands (Kingdom of the)
Austria	Germany	New Zealand
Azerbaijan	Hungary	Norway
Barbados	Iceland	Poland
Belgium	India	Portugal
Belize	Ireland	Republic of Korea
Benin	Italy	Senegal
Bhutan	Kazakhstan	Singapore
Bulgaria	Kiribati	Slovakia
Canada	Kuwait	Slovenia
Chad	Latvia	Switzerland
Cuba	Liechtenstein	Tuvalu
Cyprus	Lithuania	Ukraine
Czech Republic	Luxembourg	United Kingdom of Great Britain and Northern Ireland
Denmark	Malaysia	
Equatorial Guinea	Monaco	
Estonia	Nauru	

\* Compared to 53 Member States in 2023



United Nations  
Financial Situation

■ Regular budget  
Peacekeeping  
Tribunals



# Chart 8 - Regular Budget Assessments

Fully paid at 30 April

2023

<u>JANUARY</u>	<u>FEBRUARY CONT.</u>	<u>MARCH CONT.</u>
Algeria	Cuba	Indonesia
Armenia	Czech Republic	Jamaica
Barbados	Estonia	Kyrgyzstan
Benin	Ethiopia	Lebanon
Canada	France	Mauritius
Cyprus	Gabon	Micronesia (Federated States of)
Denmark	Georgia	Monaco
Finland	Germany	Namibia
Hungary	India	Peru
Iceland	Ireland	Philippines
Kazakhstan	Italy	Qatar
Latvia	Kiribati	Romania
Liechtenstein	Kuwait	Saint Lucia
Luxembourg	Lithuania	Samoa
Malaysia	Maldives	South Africa
Malta	Morocco	Tajikistan
Netherlands (Kingdom of the)	Nauru	Timor-Leste
Norway	New Zealand	Türkiye
Palau	Nicaragua	Tuvalu
Republic of Korea	Poland	Zambia
Russian Federation	Portugal	<b><u>APRIL</u></b>
Senegal	San Marino	Bangladesh
Singapore	Serbia	Cambodia
Switzerland	Slovakia	Chile
Ukraine	Slovenia	Costa Rica
<b><u>FEBRUARY</u></b>	Spain	Guatemala
Australia	Sweden	Nepal
Austria	<b><u>MARCH</u></b>	Saudi Arabia
Azerbaijan	Bahrain	Turkmenistan
Belgium	Burundi	United Kingdom of Great Britain and Northern Ireland
Bosnia and Herzegovina	Chad	Uzbekistan
Brunei Darussalam	Colombia	Viet Nam
Bulgaria	Croatia	
	Egypt	
	Greece	

**TOTAL: 97**

<u>JANUARY</u>	<u>FEBRUARY</u>	<u>MARCH</u>
Algeria	Australia	Albania
Armenia	Austria	Bosnia and Herzegovina
Azerbaijan	Bahrain	Croatia
Belgium	Barbados	Djibouti
Belize	Bhutan	Dominica
Benin	Brunei Darussalam	Dominican Republic
Canada	Bulgaria	Ethiopia
Chad	Colombia	Guatemala
Cyprus	Cuba	Guyana
Denmark	Czech Republic	Maldives
Equatorial Guinea	France	Marshall Islands
Estonia	Georgia	Mauritius
Finland	Germany	Namibia
Gambia	Greece	North Macedonia
Iceland	Hungary	Palau
India	Indonesia	Peru
Ireland	Italy	Philippines
Kazakhstan	Kyrgyzstan	Saint Lucia
Kiribati	Malta	San Marino
Kuwait	Monaco	South Africa
Latvia	Montenegro	Tonga
Liechtenstein	Morocco	Trinidad and Tobago
Lithuania	Mozambique	Vanuatu
Luxembourg	Nepal	Viet Nam
Malaysia	Netherlands (Kingdom of the)	<b><u>APRIL</u></b>
Nauru	New Zealand	Antigua and Barbuda
Norway	Portugal	Eritrea
Poland	Samoa	Jamaica
Republic of Korea	Saudi Arabia	Japan
Senegal	Serbia	Qatar
Singapore	Slovenia	Republic of Moldova
Slovakia	Spain	Tunisia
Switzerland	Sweden	Uzbekistan
Tuvalu	Türkiye	Zimbabwe
Ukraine	Turkmenistan	
United Kingdom of Great Britain and Northern Ireland	United Arab Emirates	

**TOTAL: 105**



United Nations  
Financial Situation

■ Regular budget  
Peacekeeping  
Tribunals

# Chart 9 - Unpaid Regular Budget Assessments

(US\$ millions)

Member State	30-Apr-24
United States of America	994
China	381
Russian Federation*	59
Argentina	59
Brazil	43
Other Member States	170
<b>Total</b>	<b>1,706</b>

*\* UN's bank has confirmed transfer of funds on 5 April for payment to the UN, but the bank has not credited the UN account yet.*



United Nations  
Financial Situation

■ Regular budget  
Peacekeeping  
Tribunals

# Chart 10 – Overall Peacekeeping: Assessment Status

(US\$ millions)



United Nations  
Financial Situation

Regular budget  
■ Peacekeeping  
Tribunals

---

Prior-years' balance (as at 1 July)	2,296
Assessments for fiscal year (July 2023 to April 2024)	5,960
<b>Total</b>	<b>8,256</b>
Payments/credits received	5,624
Unpaid assessments (as of 30 April 2024)	2,631*

---

\* *difference due to rounding*

# Chart 11 - Unpaid Peacekeeping Assessments by Operation at 30 April 2024

(US\$ millions)

Peacekeeping	2022/23 and prior	2023/24	Total
<b>Active Missions</b>			
UNDOF	2.7	24.9	27.6
UNIFIL	28.1	105.9	134.0
UNFICYP	6.0	13.0	19.0
MINURSO	28.8	21.0	49.8
UNMIK	23.1	13.0	36.1
MONUSCO	52.3	354.7	407.0
UNISFA	12.1	63.0	75.1
UNMISS	51.1	281.6	332.7
UNSOS	47.6	234.7	282.3
MINUSMA	62.6	312.3	374.9
MINUSCA	41.9	356.3	398.2
Subtotal	356.3	1,780.4	2,136.7
<b>Closed Missions</b>	494.5	-	494.5
<b>Total</b>	<b>850.8</b>	<b>1,780.4</b>	<b>2,631.2</b>



The United Nations  
Financial Situation

Regular budget  
■ Peacekeeping  
 Tribunals

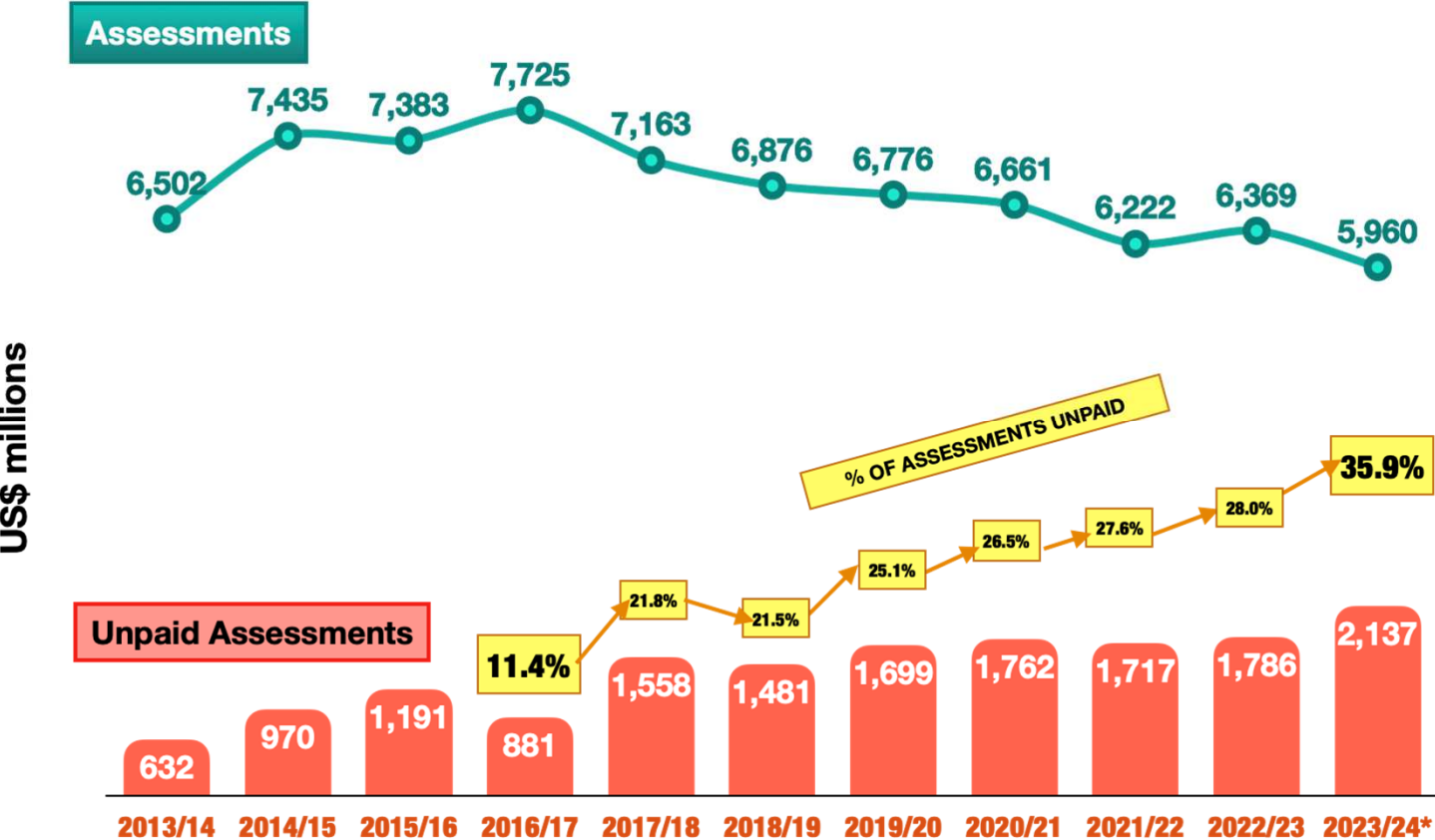
# Chart 12 - Outstanding contributions for active peacekeeping operations at fiscal year-end

*Outstanding contributions are not decreasing despite decrease in assessments*



United Nations  
Financial Situation

Regular budget  
Peacekeeping  
Tribunals



\*As of 30 April 2024

# Chart 13 - Peacekeeping Assessments

Fully paid for all assessments due and payable at 31 December 2023:

50 Member States\*



Algeria	Iceland	Poland
Armenia	Ireland	Portugal
Austria	Israel	Qatar
Belgium	Italy	Russian Federation
Botswana	Japan	Rwanda
Bulgaria	Kazakhstan	Samoa
Canada	Kiribati	Senegal
Chad	Latvia	Sierra Leone
Czech Republic	Libya	Singapore
Democratic People's Republic of Korea	Liechtenstein	Slovenia
Denmark	Monaco	Spain
Ethiopia	Montenegro	Switzerland
Finland	Namibia	Tuvalu
France	Netherlands (Kingdom of the)	United Kingdom of Great Britain and Northern Ireland
Germany	New Zealand	Uzbekistan
Guyana	Nicaragua	Zambia
Hungary	Norway	



*United Nations  
Financial Situation*

Regular budget  
■ Peacekeeping  
 Tribunals

\*Compared to 51 Member States at 31 December 2022

# Chart 14 - Peacekeeping Assessments

Fully paid at 30 April



Algeria	Japan
Armenia	Kazakhstan
Australia	Latvia
Austria	Liechtenstein
Azerbaijan	Luxembourg
Bahrain	Morocco
Barbados	Netherlands (Kingdom of the)
Belgium	New Zealand
Botswana	Nicaragua
Brunei Darussalam	Norway
Bulgaria	Poland
Canada	Qatar
Chad	Republic of Korea
Colombia	Russian Federation
Cuba	Rwanda
Cyprus	Samoa
Czech Republic	San Marino
Egypt	Senegal
Eritrea	Singapore
Estonia	Slovakia
Ethiopia	Slovenia
Finland	South Africa
France	Spain
Germany	Sweden
Ghana	Switzerland
Hungary	Thailand
Iceland	Tonga
Indonesia	Tuvalu
Ireland	Uzbekistan
Israel	Zambia
Italy	
Jamaica	

2023

**TOTAL: 62**

Algeria	Kiribati
Australia	Latvia
Austria	Liechtenstein
Bahrain	Luxembourg
Barbados	Monaco
Belgium	Montenegro
Bhutan	Netherlands (Kingdom of the)
Bulgaria	New Zealand
Canada	Norway
Chad	Poland
Colombia	Qatar
Czech Republic	Senegal
Denmark	Singapore
Equatorial Guinea	Slovakia
Ethiopia	Slovenia
Finland	Spain
France	Sweden
Gambia	Switzerland
Germany	Trinidad and Tobago
Hungary	Tuvalu
Iceland	United Kingdom of Great Britain and Northern Ireland
Ireland	Zimbabwe
Israel	
Italy	
Japan	

2024

**TOTAL: 47**



*United Nations  
Financial Situation*

Regular budget  
■ Peacekeeping  
 Tribunals

# Chart 15 - Unpaid Peacekeeping Assessments

(US\$ millions)

<b>Member State</b>	<b>30-Apr-24</b>
United States of America	1,639
China	401
Saudi Arabia	176
Venezuela (Bolivarian Republic of)	92
Ukraine	80
Other Member States	243
<b>Total</b>	<b>2,631</b>



United Nations  
Financial Situation

Regular budget  
■ Peacekeeping  
Tribunals



# Chart 16 – Advance Collections for Peacekeeping

(US\$ millions)

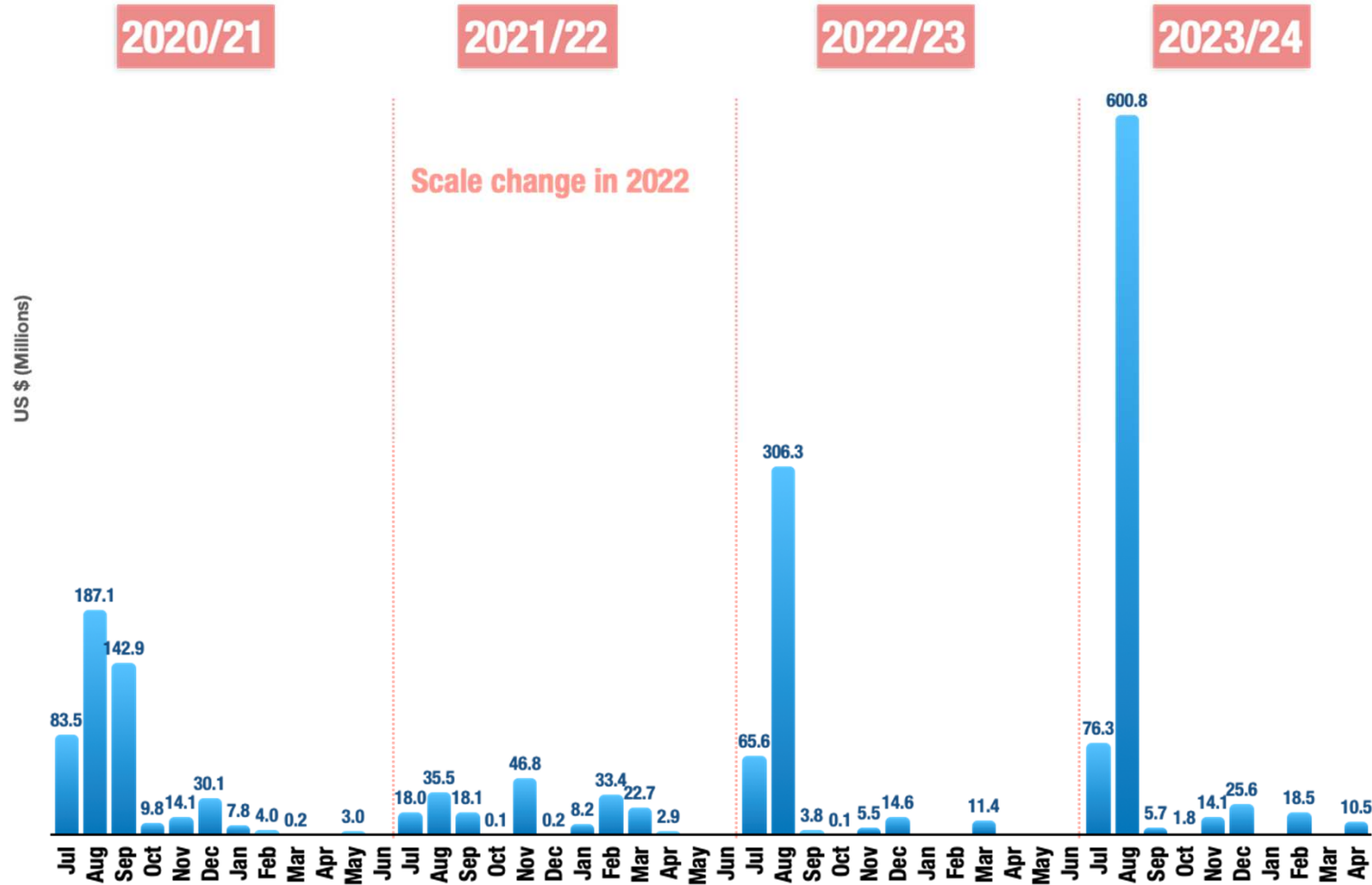
Advance collections have provided valuable additional liquidity for PK operations.



United Nations  
Financial Situation

Regular budget  
■ Peacekeeping  
Tribunals

Contributions collected for 'non-mandated' periods



Peacekeeping assessments in July 2023 for non-mandated periods: \$2.8 billion

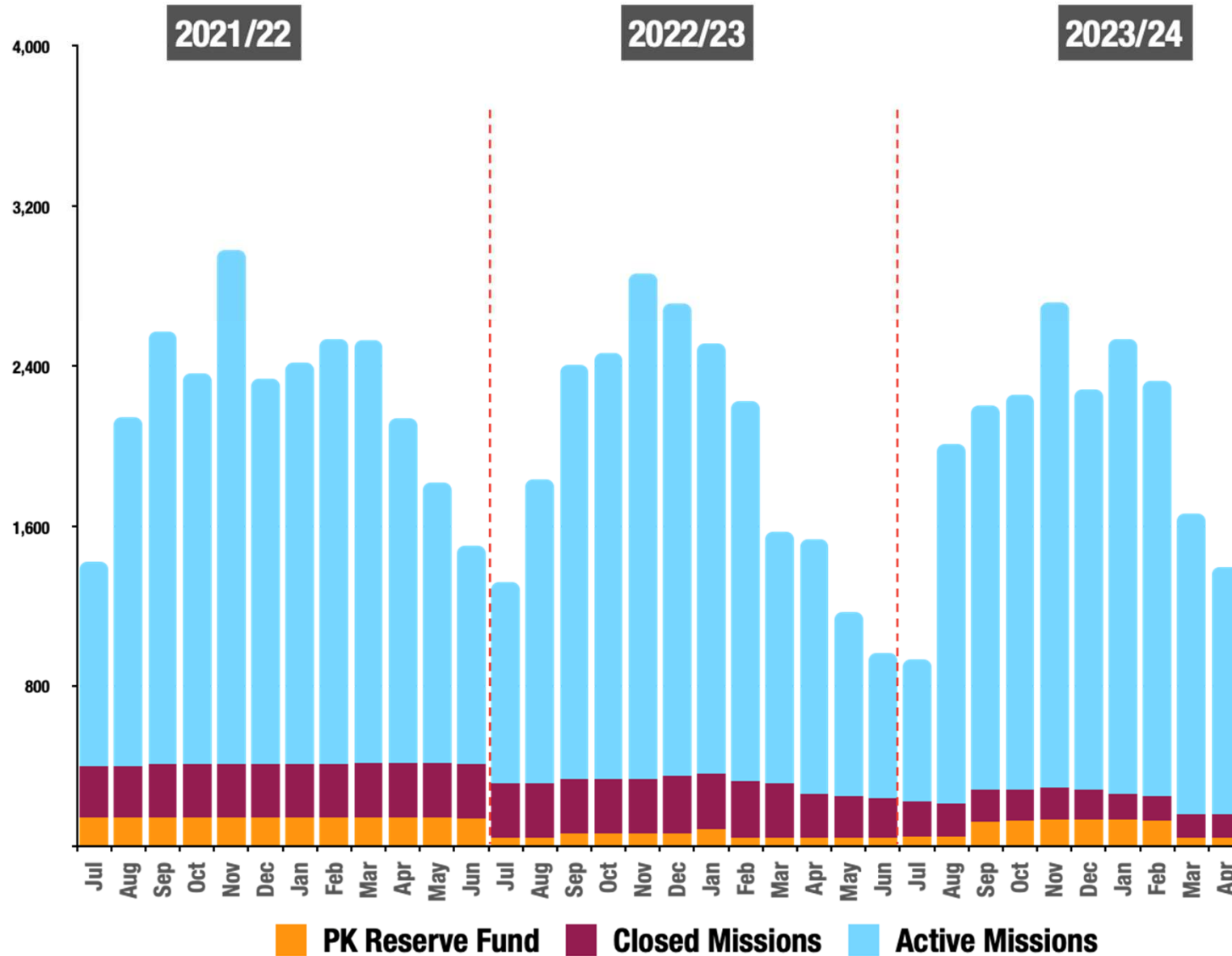
# Chart 17 - Peacekeeping Cash Position for 2021-2024\*

(US\$ millions)

*From July 2022 (A/RES/76/272), cash is borrowed from PK Reserve Fund before inter-mission borrowing (cash-pooling)*



The United Nations  
Financial Situation



Regular budget  
Peacekeeping  
Tribunals

**PK Reserve Fund** **Closed Missions** **Active Missions**  
\*Includes PK support activity funds

# Chart 18 - Outstanding Payments to Member States

(US\$ millions)

*Active Missions currently have no outstanding payments.*

	31-Dec-22	31-Dec-23	30-Apr-23	30-Apr-24
Troops/formed police units	-	-	-	-
COE claims (active missions)	26	-	19	-
<b>Total active peacekeeping missions</b>	<b>26</b>	<b>-</b>	<b>19</b>	<b>-</b>
COE claims (closed missions)	86	30	42	30*
<b>Grand Total</b>	<b>112</b>	<b>30</b>	<b>61</b>	<b>30</b>

*\*Awaiting instruction from Member States to settle the outstanding COE claims.*



United Nations  
Financial Situation

Regular budget  
■ Peacekeeping  
 Tribunals

# Chart 19 - Tribunal Assessments at 30 April 2024

(US\$ millions)

*For MICT, we have collected \$32 million this year, which includes prior period balances.*

	Last Assessed	Assessed in 2024	Unpaid Assessments
MICT	January 2024	52	47
ICTY	January 2018	-	21
ICTR	January 2016	-	5
<b>Total</b>		<b>52</b>	<b>73*</b>

\*Compared to \$93 million at 30 April 2023



United Nations  
Financial Situation

Regular budget  
Peacekeeping  
■ Tribunals

# Chart 20 - Tribunal Assessments

Fully paid at 30 April 2024: 83 Member States\*

Algeria	Estonia	Lithuania	Romania
Australia	Ethiopia	Malaysia	Saint Lucia
Austria	Fiji	Malta	San Marino
Azerbaijan	Finland	Marshall Islands	Senegal
Bahamas	Gambia	Mauritius	Singapore
Bahrain	Germany	Monaco	Slovakia
Barbados	Greece	Mongolia	Slovenia
Bhutan	Haiti	Mozambique	South Africa
Bosnia and Herzegovina	Hungary	Nauru	Spain
Brunei Darussalam	Iceland	Nepal	Sweden
Bulgaria	India	Netherlands (Kingdom of the)	Switzerland
Canada	Ireland	New Zealand	Thailand
Chad	Israel	Norway	Timor-Leste
China	Italy	Oman	Tonga
Colombia	Japan	Paraguay	Trinidad and Tobago
Croatia	Jordan	Peru	Tunisia
Cuba	Kazakhstan	Poland	Türkiye
Cyprus	Kiribati	Portugal	Tuvalu
Czech Republic	Kuwait	Qatar	United Kingdom of Great Britain and Northern Ireland
Dominican Republic	Latvia	Republic of Korea	Zimbabwe
Egypt	Liechtenstein		
Equatorial Guinea			

\*Compared to 84 Member States at 30 April 2023



*United Nations  
Financial Situation*

Regular budget  
Peacekeeping

■ **Tribunals**

# Chart 21 - Unpaid Tribunal Assessments

(US\$ millions)



United Nations  
Financial Situation

Regular budget  
Peacekeeping

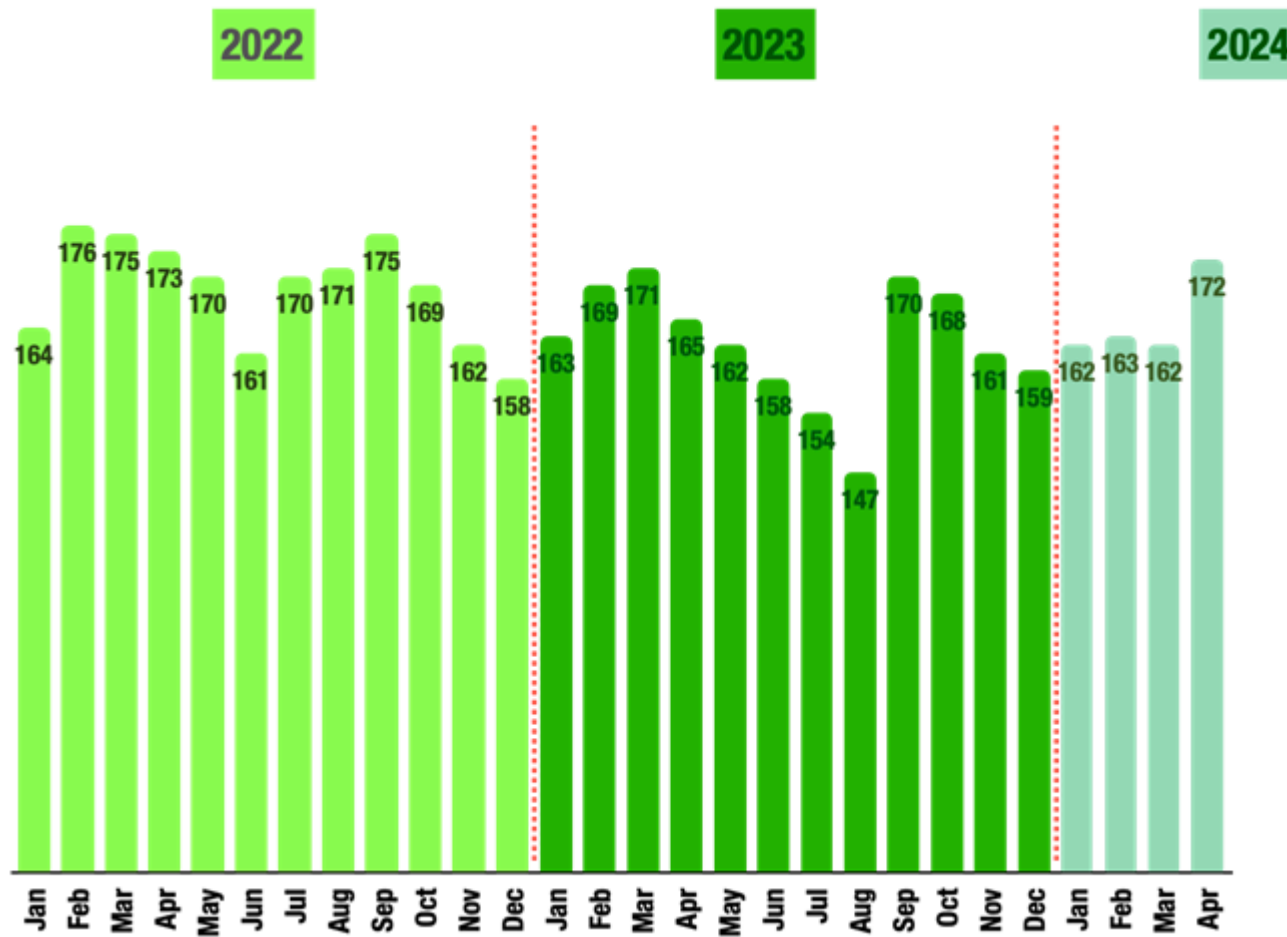
■ Tribunals

<b>Member State</b>	<b>30-Apr-24</b>
United States of America	34
Russian Federation	27
Saudi Arabia	3
France	2
Venezuela (Bolivarian Republic of)	2
Other Member States	5
<b>Total</b>	<b>73</b>

# Chart 22 - Tribunals Cash Position for 2022-2024

(US\$ millions)

*As per resolution 76/272, surplus cash in closed Tribunals can be used for Regular Budget liquidity if needed. These are expected to provided a life-line for Regular Budget operations during 2024.*



The United Nations  
Financial Situation

Regular budget  
Peacekeeping

■ Tribunals

# Chart 23 - Overview

(US\$ millions)



United Nations  
Financial Situation

		31-Dec-22	31-Dec-23	30-Apr-23	30-Apr-24
Assessments	Regular budget	2,934	2,989	2,989	3,220
	Peacekeeping*	8,872	5,789	531	779
	Tribunals	72	67	67	52
Unpaid assessments	Regular budget	330	859	1,834	1,706
	Peacekeeping	3,040	2,889	2,806	2,631
	Tribunals	52	54	93	73
Cash on Hand**	Regular budget	341	62	762	1,088
	Peacekeeping	2,652	2,153	1,494	1,358
	Tribunals	158	159	165	172
Outstanding Payments to Member States***	Peacekeeping	112	30	61	30

\* Peacekeeping assessments by April 2024 include resources for MINUSMA assessed in January 2024.

\*\* Not including reserves

\*\*\* Not including letters of assist, and death and disability claims



# Chart 24 - All Assessments

Fully paid for all assessments due and payable at 10 May 2024:

47 Member States\*

Algeria	Germany	Qatar
Armenia	Hungary	Rwanda
Australia	Iceland	Senegal
Austria	Ireland	Singapore
Bahrain	Italy	Slovakia
Barbados	Japan	Slovenia
Bhutan	Kiribati	Spain
Botswana	Latvia	Sweden
Bulgaria	Liechtenstein	Switzerland
Canada	Monaco	Trinidad and Tobago
Chad	Nauru	Tunisia
Colombia	Netherlands (Kingdom of the)	Tuvalu
Czech Republic	New Zealand	United Kingdom of Great Britain and Northern Ireland
Equatorial Guinea	Norway	Uzbekistan
Ethiopia	Poland	Zimbabwe
Finland		
Gambia		

*\*Compared to 52 Member States at 10 May 2023*



United Nations  
Financial Situation